



Information Sheet

Engineering Department

1 Park Drive • Shiloh, Illinois 62269 • (618) 632-1022 ext 113
engineering@shilohil.org • www.shilohil.org

Swimming Pools, Hot Tubs, and Spas

Frequently asked questions:

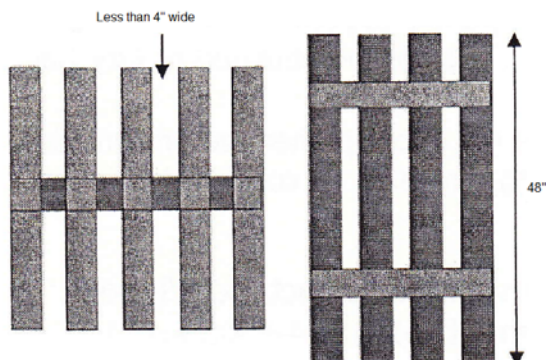
Do I need a permit?

Yes, if it is intended for swimming or recreational bathing and contains water over 24 inches deep.

Do I need a fence?

Yes – barriers such as fences and walls are required for pools containing over 24 inches of water. The pool area must be completely contained within these barriers. The specific requirements are as follows:

- The top of the barrier must be at least 48" tall on side facing away from pool. Above ground pools with minimum 48" tall sidewalls can serve as the barrier.
- Openings in the barrier cannot allow passage of a 4" sphere.
- Any door, within a wall or barrier, with direct access to the pool area must be alarmed. There are specific alarm requirements per National Code.
- Any ladders or steps must be

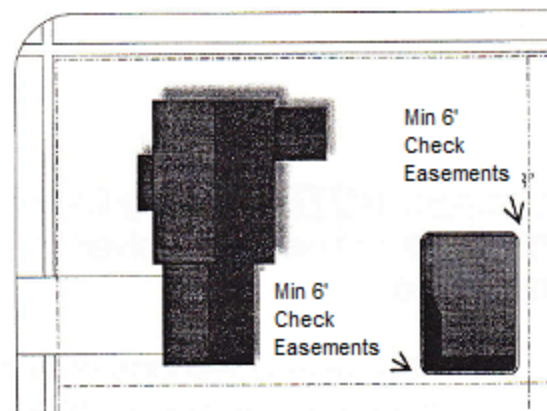


secured or removed to prevent access when not in use.

Are there specific location requirements for my pool, hot tub, or spa?

Yes – Pools, Hot tubs, and spas are referred to as Accessory structures. This means they must meet the zoning requirements of the area where they will be located. Refer to diagrams for more information.

- Minimum distance to side or rear property line is 6 feet, but in no case in an easement. Depending on zone district the distance from the property line may be 10' or 25'.
- Verify overhead power lines.
- Maximum lot coverage of all may be 10% - 30%, depending on zoning district. Please check with the Engineering Department.



Example:

Lot size: 12,500 sq ft in R-3 Zone

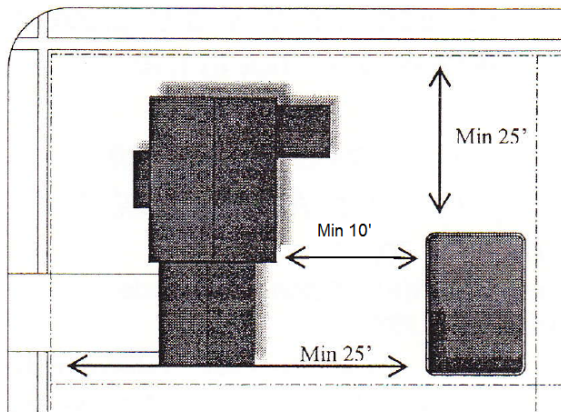
House/garage area: 2400 sq ft

Driveway: 20' X 25' = 500 sq ft

23.2% of lot is covered.

Pool and deck area can be up to 850 sq ft.

- Minimum distance from the front and side street property lines is 25 feet. (May be up to 50 feet, depending on zoning class)
- Minimum distance from house is 10 feet. (May be up to 20 feet, depending on zoning class.)



Is there anything else I should know?

Yes – There are also special electrical requirements that are very important. Please consult a qualified electrician for the full wiring safety techniques.

- All metal in proximity of the pool must be bonded.
- Underground conduits and wires have location, depth, and material type restrictions.
- Equipment cords have specially designed lengths, plugs, and receptacle types for wet locations.
- Grounding is required between the service panel and the pool equipment.
- Lighting and landscape fixtures may require extra protection.

If you have any questions or doubts regarding electrical requirements please consult a qualified electrician.

Drainage – Attention is required to ensure pool drain water and any cover pump discharge may neither cause a nuisance to neighbors nor be discharged to the street. Neighborhood Regulations - Be sure to check with subdivision covenants and restrictions for additional specific regulations.

What is the next step?

Complete and submit your permit application with site plan. This can be obtained at the Village Hall.

PLEASE NOTE: These guidelines are not a comprehensive presentation of all the ordinances involved in placing, erecting, or constructing a pool, hot tub, or spa.

If you have any questions or concerns please contact the Shiloh Engineering Department at (618) 632-1022 ext. 113 or engineering@shilohil.org.